

Exam : Sun 310-610

**Title : Sun Certified
OpenOffice.org Calc
Specialist**

Version : Demo

Important Note, Please Read Carefully

Other examsoon products

[All examsoon IT Exam Products](#)

Our products of Offline Testing Engine

Use the offline Testing engine product to practice the questions in an exam environment.

Build a foundation of knowledge which will be useful also after passing the exam.

[examsoon Testing Engine](#)





Guarantee

Examsoon provides the most competitive quality of all exams for the customers, we guarantee your success at the first attempt with only our Certification Question&Answers, if you do not pass the exam at the first time, we will not only arrange FULL REFUND for you, but also provide you another exam of your claim, ABSOLUTELY FREE!.

Features

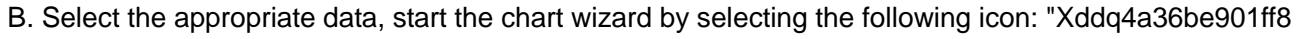
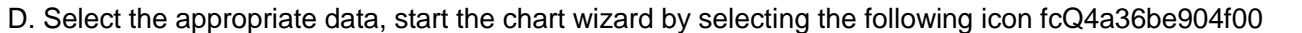
1. Comprehensive questions with complete details
2. Instant Downloadable in PDF form.
3. Verified Answers Researched by Industry Experts
4. Questions accompanied by exhibits
5. Drag and Drop questions as experienced in the Actual Exams.
6. These questions and answers are backed by our GUARANTEE.
7. Questions updated on regular basis.
8. Like actual certification exams our product is in multiple-choice questions (MCQs).

1. You want to format a cell or cell range as currency. Which of the following icons enables you to do this?

- A. 
- B. 
- C. 
- D. 

Answer: B

2. You want to create a new chart. Which of the following menus and/or commands enables you to do this?

- A. Select the appropriate data, start the chart wizard by selecting Format > Chart
- B. Select the appropriate data, start the chart wizard by selecting the following icon: 
- C. Select the appropriate data, start the chart wizard by selecting Edit > Chart
- D. Select the appropriate data, start the chart wizard by selecting the following icon 

Answer: B

3. You want to change the font type or font size of the main chart title. Which of the following menus and/or commands enables you to do this?

- A. Double click on the chart, select Format > Title > Main Title
- B. Double click on the chart, single click on the title, right-click on the selected title and select object properties
- C. Double click on the chart, select Format > Title > All Titles
- D. Right-click on the chart, select Format, select Chart Properties, from the Title section of the Chart Properties dialog box, change the formatting options

Answer: ABC

4. You want to display the formulas in each cell rather than the result of the formula. Which of the following menus and/or commands enables you to do this?

- A. View > Formulas
- B. Right-click into a cell and select Formulas Visible from the context menu
- C. Tools > Options > OpenOffice.org Calc > View > select the Formulas checkbox from the Display section
- D. View > Data Sources

Answer: C

5. You want to nest the following series of functions in a single cell: sum(sum(sum(a1:a17);b1:b17)). Does OpenOffice.org 3 Calc allow such nesting of functions?

A. Yes

B. No

C. Yes, but only for up to three separate functions in a single cell

D. By default no, but you can enable function nesting under Tools > Options > OpenOffice.org Calc

Answer: A

6. What result will you get when you enter into a cell =\$A\$1 and then you copy and paste it into the right neighbor cell?

A. The right neighbor cell still shows =\$A\$1

B. The right neighbor cell shows =\$B1

C. The right neighbor cell shows =A\$1

D. The right neighbor cell shows =\$B\$1

E. The right neighbor cell shows =B\$1

Answer: A

7. Which of the following statements are accurate?

A. Changing the zoom of a sheet does not affect the sheets printing parameters

B. Changing the zoom of a sheet also changes the scale at which the sheet prints

C. Changing the zoom of a sheet does not change the scale at which the sheet prints but does change the size of the fonts and objects when printing from a zoomed setting

D. While working on a spreadsheet, you may change your zoom settings to any setting you like, but the default scaling when you print is always 100%

Answer: AD

8. Which of the following statements best describes a template?

A. A template is a document that contains specific user information (e.g., company, name, telephone)

number)

B. A template is a document that contains specific formatting styles, graphics, tables, object, and other information. A template is used as the basis for creating other documents

C. A template is a pool of formats, collected in the normal.dot file for central usage

D. A template is a well-formatted document. To reuse a template you must copy and save with a new name for further usage

Answer: B

9. Which of the following can you do using the Styles and Formatting window?

A. Use the Styles and Formatting window to select graphical objects like pictures, icons and symbols to add them to the current document

B. Use the Styles and Formatting window to change the print layout of your current document

C. Use the Styles and Formatting window to layout your current document, move frames, graphical objects and text fields

D. Use the Styles and Formatting window to assign styles to objects and text sections. You can update Styles, modify existing Styles or create new Styles.

Answer: D

10. What do you have to do to create a new cell style?

A. Format a cell or cell range, select it and select Format > Cells > New Style

B. Format a cell or cell range, select it, right-click and select Entry Apply Style

C. Format a cell or cell range, select it, display the Styles and Formatting Palette and select New Style from Selection

D. Format a cell or cell range, select it and select Format > New Styles

Answer: C

11. How can you display the Styles and Formatting window?

A. Press F11 on your keyboard

B. Click the icon cg14a36be753ecc

C. Click the icon wge]4a36be750f66

D. Format > Styles And Formatting

Answer: ABD

12. What happens when you apply the Autoformat function to a cell range?

- A. You select a predefined print layout with customized headings, footer etc.
- B. You select a predefined cell or table layout with predefined cell formats (fonts, colors, number formats...)
- C. You can select from a set of predefined document formats for complex spreadsheets including formulas and links to databases, etc.
- D. You start a wizard to customize the layout of your spreadsheet

Answer: B

13. To define your own AutoFormat settings, what is the minimum range of cells you have to format first?

- A. A single cell is enough
- B. You need 2x2 cells minimum
- C. You need 3x3 cells minimum
- D. You need 4x4 cells minimum

Answer: D

14. To apply a predefined AutoFormat to a cell range, what is the minimum cell range you have to select?

- A. A single cell is enough
- B. You need 2x2 cells minimum
- C. You need 3x3 cells minimum
- D. You need 4x4 cells minimum

Answer: D

15. If you enable the entry Tools > Options > Openoffice.Org 3 Calc > General > Expand references when new columns / rows are inserted. Which of the following statements is true?

- A. If you insert a new entry to a column of values, a formula referencing this column (e.g., sum(A1:A4)) will expand the reference (e.g. sum(A1:A5))
- B. If you insert a new row to the column of values, a formula referencing this column (e.g., sum(A1:A4)) will

expand the reference (e.g. sum(A1:A5)) automatically

C. If you insert a new row to the column of values, a formula referencing this column (e.g., sum(A1:A4)) will not expand the reference (e.g. sum(A1:A5)) automatically, you have to do it by hand.

D. If you insert a new row to the column of values, a formula referencing this column (e.g., sum(A1:A4)) will not be changed, this option takes only effect on styles.

Answer: B

16. What do you have to do to print out a single sheet in landscape format and all other sheets in portrait format if you want to perform it with a single print job?

A. Select the appropriate sheet, then select Format > Page > Tab Page, and then select Landscape. Portrait is now the default page orientation for all other sheets

B. Select the appropriate sheet, display the Styles and Formatting Palette, under the formatting tab select Page Styles > Select Default > Modify, select the Page tab, and select Page Orientation Landscape, press OK. Portrait is the default page orientation for all other sheets

C. Display the Styles and Formatting Palette, under the formatting tab select Page Styles > right-click, select New, select the Page tab, under Page Orientation select Landscape and press OK. Apply new page style to specific sheet. Portrait is the default page orientation for all other sheets

D. Display the Styles and Formatting Palette, under the formatting tab select Page Styles > Select Default > New > Define A New Page Style, select the Page tab, and select Page Orientation Portrait, press OK. Apply new page style to all specific sheets. Landscape is the default page orientation for all other sheets

Answer: C

17. Which of the following statements about OpenOffice.org 3 Calc is correct?

A. Calc is a spreadsheet program in which you can enter text, numbers and formulas.

B. Calc is primarily an image-processing tool.

C. A major benefit of Calc is the ability to enter formulas and recalculate the results automatically after changing the initial values.

D. Calc saves each individual table (data sheet) as a separate file.

Answer: AC

18. Which of the following OpenOffice.org 3 Calc commands and/or functions is performed when you press the following icon?

- A. The selected cell, cell range or content of a cell is cut and placed into the clipboard
- B. The content of the clipboard is pasted into the cell
- C. The Search and Replace dialog launches
- D. The Styles and Formatting Palette launches
- E. The document is sent to the printer

Answer: A

19. You copy the content of a cell or cell range from one spreadsheet document to another spreadsheet document. Which of the following must you consider?

- A. By default the cell content and all formats will be copied to the new spreadsheet
- B. If a cell format with the same name exists in the target sheet, the cell format from the copied content overwrites the target sheets formatting, retaining the original formatting from the source
- C. If a cell format with the same name exists in the target sheet, all format information from the source sheet is lost
- D. If a cell format with the same name exists in the target sheet, a dialog will be prompted and you can select overwrite existing styles

Answer: AC

20. You want to apply conditional formatting to a cell or cell range. Which of the following must you consider?

- A. You have to define a minimum set of 3 different cell formats first
- B. You have to define a minimum set of 2 different cell formats first
- C. You have to define a minimum set of 4 different cell formats first
- D. You have to define a minimum set of 1 different cell formats first

Answer: D

Examsoon.com was founded in 2006. The safer,easier way to help you pass any IT Certification exams . We provide high quality IT Certification exams practice questions and answers(Q&A). Especially [Adobe](#), [Apple](#), [Citrix](#), [Comptia](#), [EMC](#), [HP](#), [Juniper](#), [LPI](#), [Nortel](#), [Oracle](#), [SUN](#), [Vmware](#) and so on. And help you pass any IT Certification exams at the first try.

we guarantee your success at the first attempt with only our Certification Question&Answers, if you do not pass the exam at the first time, we will not only arrange FULL REFUND for you, but also provide you another exam of your claim, ABSOLUTELY FREE!

You can reach us at any of the email addresses listed below.

E-MAIL: [examsoon\(at\)hotmail.Com](mailto:examsoon(at)hotmail.Com)